


可調式多軸鑽孔攻牙器(Adjustable Type)




U-100*165 U-120*200
 U-120*300 U-160*450
 U-170*300 U-220*360
 U-270*300 U-270*450




型式 type	夾頭規格 collet	轉數比 Ratio of Gear	最大鑽孔能力 Maximum Drilling capacity	最小距離 (二軸間) Min distance between 2 spindle	最大距離 (二軸間) Max distance between 2 spindle	軸數 spindle
U-100*165	C-5	1:1	5	13	100*165	3-8軸
	C-6	1:1	6	18		
	C-9	1:1	8	26		
U-120*200	C-6	1:1	6	18	120*200	4-12軸
	C-9	1:1	8	26		
	C-12	(強力)	11	28		
U-120*300	C-6	1:1	6	18	120*300	4-14軸
	C-9	1:1	8	26		
	C-12	(強力)	11	28		
U-160*450	C-6	1:1	6	18	160*450	6-14軸
	C-9	1:1	8	30		
	C-12	(強力)	11	30		
U-170*300	C-6	1:1	6	18	170*300	6-14軸
	C-9	1:1	8	30		
	C-12	(強力)	11	46		
U-220*360	C-6	1:1	6	18	220*360	6-14軸
	C-9	1:1	8	30		
	C-12	(強力)	11	30		
U-270*300	C-6	1:1	6	18	270*300	6-14軸
	C-9	1:1	8	30		
	C-12	(強力)	11	30		
U-270*450	C-6	1:1	6	18	270*450	6-14軸
	C-9	1:1	8	30		
	C-12	(強力)	11	30		

固定式多軸鑽孔攻牙器(Fixed Type)


標準型 (standard type)



附導孔板定位柱耳孔型 (with guide hole type)



附導孔板型 (with guide board type)



附段差導孔板型 (guide board with step type)

